

THE CAT COMPANY MAGAZINE

JULY 2024

ISSUE 4



The Cat Company

**FREE
NEWSLETTER
ABOUT CAT
ADVISE AND
CAT
RELATED
SUBJECTS**

in this issue

**Tips from a cat sitter
Missing cats
Why neutering matters
Danger of slug pellets
Dangerous windows**

WWW.THECATCOMPANY.CO.UK



Tips from a Cat sitter - Things you need to check before leaving home

As a cat sitter I come across a lot of different situations, here are a few that you should read about before taking your holiday. These steps are to keep your cat as safe as possible whilst you are away. Any professional cat sitter should be able to discuss any worries with you, please check your home and ask any questions about cat sitting services with your cat sitter. Here are a few issues that I have come across when cat sitting.

Cleaning products

Make sure you have left your cat sitter all the cleaning equipment needed. Make sure you supply washing up liquid and cleaning cloths or sponges for cleaning your cat's food and water bowls and products for cleaning the litter tray. Leave products for floor cleaning, carpet cleaner for any accidents. Leave bags or bin liners so rubbish can be taken away and put in an outside bin.

Food/litter

Make sure you leave your cat sitter enough food for the duration of your break. Leave clear instructions on quantities. Leave out scales for weighing out dried food or measures if needed. Make sure there is plenty of litter for your cat, try to leave extra in case your cat becomes ill and the litter tray may need to be emptied more often.

Vet visit prior to cat sitting

Let your cat sitter know of any vet visits in the last few weeks. If your cat has been poorly and under the vet for anything then this should be discussed with your cat sitter. If your cat becomes ill whilst you are away this could relate to previous illnesses and can be dealt with quickly. Your cat sitter can keep a close eye on your cat knowing previous illness and treatments at the vet.

Advise about medication

If you think your cat is poorly do not decide to buy medication online. Do visit a vet and get a professional diagnosis and the correct medication. Having visited people who have brought products online to treat their cat's illness, eg eardrops or ear powders that can clog up the ears more causing more problems. Do not buy cough medicines online, if your cat is coughing please make a vet's appointment as your cat may need antibiotics. For any problems it is always best to consult with your vet.

Flag up issues of illness

If you think your cat may be poorly or have a health issue, then please discuss with your cat sitter.

Often I have contacted an owner to say there is a problem with your cat to be told the owner had already noticed the condition but not passed the information onto the cat sitter. If you notice something is not right with your cat before your trip, then book in with a vet's visit. Your cat may not like going to the vet, but your cat will be more stressed visiting the vet with a cat sitter!

Reed diffusers

Do not leave reed diffusers in any of the rooms your cat has access to whilst you are away. I often have to remove them from the home when you are away. The perfume in reed diffusers can burn your cat's skin, once licked from the coat it can be toxic for your cat.

Lilies

Still people do not know how toxic lilies are for cats. I have been in many homes cat sitting to find lilies, these are always promptly removed from the premises. Lilies are highly toxic for cats and most often are fatal! Having arrived at a home where a cat was sitting on the table next to lilies, the pollen had dropped onto the table top. I noticed pollen on the paws, so the cat was swiftly taken to the kitchen sink for a bath. Extra care was taken to watch this cat closely for any signs of poisoning.

TIPS FROM A CAT SITTER – THINGS YOU NEED TO CHECK BEFORE LEAVING HOME



Turn off your ovens/hob

Before you leave for your holiday make sure you have turned off the oven/hob on the wall. I have been to cat sit two cats who are allowed on the kitchen work surfaces to find they had walked over the hob and turned on the hob ring. This could have ended up with the cats being burnt or even a fire in the home. Switch off electric points to prevent the oven coming on.

Leave toys for your cats

If you have young cats please leave out toys for them to play with. When you are away your cats become very bored, especially if they have been shut into a room in the house and do not have access to the whole house. Leave them extra playthings to keep them stimulated to prevent boredom.

Be honest about behaviour/toileting

Make sure you are honest with your cat sitter about your cats behaviour. Many cats can show aggression to your cat sitter as they become territorial in the home. If you suspect your cat can become aggressive please inform your cat sitter so they can put things in place to calm your cat. Again be honest about your cats toileting issues, if your cat has issues please discuss this at the meet and greet. Leave out extra cleaning products and puppy pads so your sitter can keep your home as clean as possible.

Have your cat registered with a vet

Make sure your cat is registered with a vet before booking cat sitting services. Many times I have visited a meet and greet to find the cat is not registered to any vet. This is a must, if your cat is not registered with a vet it can not be treated if it becomes ill.

Do not leave food out if your cat is a thief

There are certain cats that will just help themselves to food even if it is still in the wrapper. I have been to visit cats that have got the treat from the side and eaten the treats with the wrapper. (usually the sticks in the foil wrapper) Anything like this could cause sickness, so these cats have to be monitored closely in case they become ill. If you know your cat is a thief please leave food and treats somewhere they can not get access to.

Change in diet

Any change in diet since previous visits must be discussed with your cat sitter.

Clean feed bowls

Make sure you keep your cats water and food bowls clean. Dirty bowls hold bacteria which could cause your cat illness. I often turn up to a cat sitter job and the bowls look like they haven't been cleaned for a while, make sure you look after your cats bowls and dishes.


Move litter box away from food and water

So many people place the food bowls and water bowls next to the litter box. However this is not hygienic. Would you eat next to your toilet? Move water and food to a different location.

Any questions feel free to contact us at [The Cat Company](http://TheCatCompany.co.uk)

MISSING CATS GALLERY

MISSING
NEWTON



Male 1 year old
All grey, tail is nearly black
Last seen around Gladstone Road
Hoddesdon
IF YOU SEE HIM PLEASE CALL
07563069238

MISSING CAT
PLEASE HELP




The Cat Company

COOKIE
MISSING FROM THE
HYDE/ TOP OF WATTON
ROAD WARE
BENGAL MARKING
SHY AND NERVOUS
CAT
LAST SEEN 5ND JULY
CHIPPED AND
NEUTERED

**PLEASE CALL
WITH ANY
INFORMATION**

CALL OR TEXT WITH ANY INFORMATION
07397 187977

These guys are still missing locally .
Newton missing from Rye road area of Hoddesdon.
Cookie missing From the Hyde, Ware.
Daphne missing lower Bengoe, Hertford.
Neville missing from Parnel Road, Ware.
Any information or sightings please call me asap.

MISSING CAT
PLEASE HELP



DAPHNE
MISSING FROM BYDE
STREET AREA OF
LOWER BENGEO, PORT
HILL. HERTFORD
TORTI GIRL , chipped
and neutered.
missing from over 2
weeks now, please look
out for her .


The Cat Company

**PLEASE CALL
WITH ANY
INFORMATION**

CALL OR TEXT WITH ANY INFORMATION
07397 187977

MISSING



Missing since 14th September from the Parnel Road area of Ware. He has previously wandered off and been found in the Vicarage Road and Jeffries Road area. For the past few months he has been fed and spotted in and around Star Street (The Angel / Petrol Station end) however he has not been seen for a while. He is chipped and neutered. Due to the time he has been missing he could have wandered further. Please keep an eye out for him. We miss him very very much and would like him back home so please call the number below.

Jo:
07702 699 840

Why Neutering Your Cat is Essential



DOES YOUR BELOVED CAT DESERVE A LONGER, HEALTHIER, AND HAPPIER LIFE? NEUTERING IS A CRUCIAL PART OF RESPONSIBLE CAT OWNERSHIP, OFFERING SIGNIFICANT BENEFITS FOR YOUR FELINE FRIEND AND THE WIDER CAT POPULATION IN THE UK. HERE AT THE CAT COMPANY, WE STRONGLY RECOMMEND NEUTERING YOUR CAT BEFORE THEY REACH BREEDING AGE.

WHY NEUTERING MATTERS

REDUCES UNWANTED LITTERS: CATS ARE PROLIFIC BREEDERS, AND UNPLANNED PREGNANCIES CONTRIBUTE TO THE OVERPOPULATION CRISIS. NEUTERING PREVENTS THIS, ALLEVIATING THE STRAIN ON RESCUE SHELTERS AND ENSURING MORE CATS FIND LOVING HOMES.

IMPROVES YOUR CAT'S HEALTH: NEUTERING LOWERS THE RISK OF CANCERS LIKE MAMMARY AND TESTICULAR TUMOURS, PYOMETRA (UTERINE INFECTION), AND FELINE IMMUNODEFICIENCY VIRUS (FIV) AND FELINE LEUKAEMIA VIRUS (FELV) CONTRACTED THROUGH MATING.

REDUCES BEHAVIOURAL ISSUES: UNNEUTERED CATS EXHIBIT BEHAVIOURS LIKE SPRAYING, FIGHTING, AND ROAMING, WHICH CAN BE STRESSFUL FOR BOTH YOU AND YOUR PET. NEUTERING SIGNIFICANTLY REDUCES THESE BEHAVIOURS, MAKING YOUR CAT A CALMER AND MORE ENJOYABLE COMPANION.

EARLY NEUTERING IS SAFE: SCIENTIFIC EVIDENCE SHOWS NEUTERING AS EARLY AS FOUR MONTHS OLD IS SAFE AND EFFECTIVE. KITTENS RECOVER QUICKLY AND EXPERIENCE FEWER COMPLICATIONS COMPARED TO ADULT CATS.

UNNEUTERED MALE CATS FACE SEVERAL CHALLENGES

FIGHTING AND INJURIES: DRIVEN BY HORMONES, THEY'RE MORE LIKELY TO FIGHT, LEADING TO INJURIES, VET BILLS, AND POTENTIAL EXPOSURE TO DISEASES LIKE FELINE IMMUNODEFICIENCY VIRUS (FIV) AND FELINE LEUKAEMIA VIRUS (FELV).

ROAMING AND RISK: THEY TRAVEL FAR IN SEARCH OF MATES, RISKING ACCIDENTS AND REDUCING THE TIME YOU SPEND ENJOYING THEIR COMPANY.

UNWANTED SPRAYING: THEIR PUNGENT URINE SPRAY MARKS TERRITORY AND ATTRACTS FEMALES, CREATING AN UNPLEASANT ODOUR IN YOUR HOME.

HEALTH RISKS: THEY'RE SUSCEPTIBLE TO TESTICULAR TUMOURS.

STRESSFUL FRUSTRATION: UNABLE TO FIND MATES, THEY MAY EXPERIENCE HIGH STRESS LEVELS.

NEUTERED MALE CATS, ON THE OTHER HAND, ENJOY A HAPPIER AND HEALTHIER LIFE
LESS ROAMING, MORE SAFETY: THEY'RE LESS LIKELY TO ROAM, REDUCING THE RISK OF ACCIDENTS AND FIGHTS.

REDUCED AGGRESSION: THEY'RE LESS PRONE TO SPRAYING AND FIGHTING, MINIMIZING THE CHANCE OF INJURIES AND DISEASES.

NO MORE SPRAYING: THEIR UNPLEASANT MARKING BEHAVIOUR DISAPPEARS.

IMPROVED HEALTH: THEY'RE IMMUNE TO TESTICULAR TUMOURS.

CALMER COMPANIONS: THEY EXPERIENCE LESS STRESS AND BECOME MORE CONTENT AND ENJOYABLE HOUSEMATES.



UNNEUTERED FEMALE CATS (QUEENS) CAN EXPERIENCE A RANGE OF ISSUES

FREQUENT PREGNANCIES: THEY CAN BECOME PREGNANT AS EARLY AS FOUR MONTHS OLD, HAVING LITTERS UP TO THREE TIMES A YEAR. THIS CONTRIBUTES TO CAT OVERPOPULATION AND CAN BE FINANCIALLY STRAINING, ESPECIALLY WITH COMPLICATIONS DURING BIRTH.

NUISANCE VOCALISATION: DURING BREEDING SEASON (JANUARY TO AUGUST), THEY'LL WAIL EVERY THREE WEEKS TO ATTRACT MATES, DISRUPTING YOUR SLEEP AND DISTURBING NEIGHBOURS.

INCREASED DISEASE RISK: THEY'RE MORE PRONE TO DISEASES SPREAD THROUGH MATING, LIKE FELINE IMMUNODEFICIENCY VIRUS (FIV) AND FELINE LEUKAEMIA VIRUS (FELV).

GREATER CANCER RISK: THEY FACE A HIGHER RISK OF CANCERS IN THE OVARIES, UTERUS, MAMMARY GLANDS, AND A SERIOUS UTERINE INFECTION CALLED PYOMETRA.

NEUTERING FEMALE CATS OFFERS SIGNIFICANT BENEFITS

PREVENTS UNWANTED LITTERS: SPAYING ELIMINATES THE POSSIBILITY OF PREGNANCY, SAVING YOU THE FINANCIAL BURDEN AND RESPONSIBILITY OF CARING FOR KITTENS.

QUIETER HOUSEHOLD: NO MORE BOTHERSOME YOWLING DURING BREEDING SEASON, ENSURING A PEACEFUL HOME ENVIRONMENT.

REDUCED DISEASE RISK: NEUTERED FEMALES ARE LESS SUSCEPTIBLE TO DISEASES TRANSMITTED THROUGH MATING.

IMPROVED HEALTH: SPAYING SIGNIFICANTLY REDUCES THE RISK OF CANCERS IN THE REPRODUCTIVE ORGANS AND PYOMETRA.

NEUTERING MYTHS

"MY CAT NEEDS ONE LITTER FIRST": THIS IS UNNECESSARY AND CAN COMPROMISE YOUR CAT'S HEALTH.

"NEUTERING MAKES CATS LAZY": NEUTERING REDUCES ROAMING AND SPRAYING, NOT THEIR PLAYFUL NATURE.

"NEUTERING IS EXPENSIVE": THE COST OF NEUTERING IS FAR LESS THAN CARING FOR UNPLANNED LITTERS AND POTENTIAL HEALTH PROBLEMS. FINANCIAL ASSISTANCE OPTIONS ARE ALSO AVAILABLE.

THE NEUTERING PROCEDURE

FOR FEMALE CATS (QUEENS): A MINIMALLY INVASIVE SURGERY CALLED SPAYING REMOVES THE OVARIES AND UTERUS (WOMB), PREVENTING PREGNANCY.

FOR MALE CATS (TOMS): CASTRATION INVOLVES REMOVING THE TESTICLES, STOPPING THEM FROM REPRODUCING.

AGE OF NEUTERING: IT IS RECOMMENDED NEUTERING KITTENS AROUND FOUR MONTHS OLD AND BEFORE THEY START VENTURING OUTSIDE. THIS IS SAFE, EFFECTIVE, AND HELPS PREVENT UNWANTED LITTERS FROM THE OUTSET.

TAKING ACTION

NEUTERING YOUR CAT IS A LOVING DECISION THAT BENEFITS THEM AND COUNTLESS OTHERS. CONTACT YOUR VET TODAY TO SCHEDULE YOUR CAT'S NEUTERING APPOINTMENT. TOGETHER, WE CAN CREATE A HAPPIER AND HEALTHIER FUTURE FOR ALL CATS.

Danger of slug pellets in cats



SLUG PELLETS ARE VERY DANGEROUS FOR CATS. THE MOST COMMON INGREDIENT IN SLUG PELLETS, METALDEHYDE, IS HIGHLY TOXIC TO CATS AND CAN CAUSE SERIOUS ILLNESS AND EVEN DEATH. EVEN A SMALL AMOUNT OF SLUG PELLETS CAN BE POISONOUS TO A CAT.

HERE ARE SOME OF THE DANGERS OF SLUG PELLETS IN CATS:

METALDEHYDE POISONING: METALDEHYDE IS A POISON THAT CAN CAUSE A VARIETY OF SYMPTOMS IN CATS, INCLUDING VOMITING, DIARRHEA, TREMORS, SEIZURES, AND COMA.

RESPIRATORY PROBLEMS: SLUG PELLETS CAN IRRITATE THE LUNGS AND CAUSE BREATHING DIFFICULTIES.

KIDNEY FAILURE: METALDEHYDE CAN DAMAGE THE KIDNEYS, LEADING TO KIDNEY FAILURE.

IF YOU THINK YOUR CAT HAS EATEN SLUG PELLETS, IT IS IMPORTANT TO SEEK VETERINARY ATTENTION IMMEDIATELY. EARLY TREATMENT CAN IMPROVE YOUR CAT'S CHANCES OF A FULL RECOVERY.

SIGNS OF SLUG PELLET POISONING IN CATS:

VOMITING

DIARRHEA

DROOLING

EXCESSIVE PANTING

UNCOORDINATED WALKING

MUSCLE TREMORS

CONVULSIONS

INCREASED SENSITIVITY TO LIGHT, TOUCH, AND/OR SOUNDS

INCREASED RESPIRATION

LETHARGY

HOW TO PREVENT SLUG PELLET POISONING IN CATS:


DO NOT USE SLUG PELLETS IN YOUR GARDEN IF YOU HAVE CATS. THERE ARE A NUMBER OF SAFER ALTERNATIVES AVAILABLE, SUCH AS BEER TRAPS.

IF YOU MUST USE SLUG PELLETS, KEEP THEM OUT OF REACH OF YOUR CATS. STORE THEM IN A SAFE PLACE, SUCH AS A LOCKED CUPBOARD.

SUPERVISE YOUR CAT WHEN THEY ARE OUTDOORS. THIS WILL HELP TO PREVENT THEM FROM EATING SLUG PELLETS THAT HAVE BEEN SCATTERED ON THE GROUND.

BE AWARE OF THE SIGNS OF SLUG PELLET POISONING. IF YOU THINK YOUR CAT HAS EATEN SLUG PELLETS, TAKE THEM TO THE VET IMMEDIATELY.

Dangers of tilt windows



I know sometimes when I come into your home I come across as a little bossy! I often rearrange your home whilst you are away. I honestly do things to keep your cat as safe as possible.

I have spoken to people about these windows, only to explain how dangerous they can be. Above is little Clover who lost her life to these windows.




I see more and more of these windows, especially in flats. I would hate anything to happen to your cats.

Dangers of tilt and turn windows for cats

Cats can try to climb outside using a tilting window. In many cases they lose grip because of the smooth frame, and fall into the gap of the tilted window. This can have dramatic consequences. When your cat gets stuck, this can lead to suffocation or damage to the spinal cord. Often cats will start to resist in an attempt to free themselves. However, this does not work and can only increase the harm done. Unfortunately, many cats have already died in a tilting window or have suffered such severe damage to their spine or hind legs that they have become paralysed or had to undergo leg amputation.

As a cat owner, it is crucial to be aware of the harm tilt windows, or tilt and turn windows, can cause.

Some snaps from cat sitting this month





The Cat Company is a Professional Cat Care Service, providing a loving stay-at-home alternative to a cattery. We provide outstanding cat care so your cat will receive plenty of play and love.

Now taking bookings for your summer holidays. Book at www.thecatcompay.co.uk or call on 07397187977

Exciting new range of Tarot tote bags are landing today!



As we wrap up the July edition of our cat magazine, i would just like to say thank you for all your support.

Hope you enjoyed this little edition of the mini magazine. If there's anything you'd like the Cat Company to cover feel free to contact us. Thank you for trusting me with your beautiful cats.

**Look forward to seeing you and your cats soon,
Leisa, Blue, Todd, Eddie and Teddy xx**

IF YOU HAVE A MISSING CAT THAT YOU WOULD LIKE FEATURED IN THIS MAGAZINE , PLEASE CONTACT US AT WWW.THECATCOMPANY.CO.UK